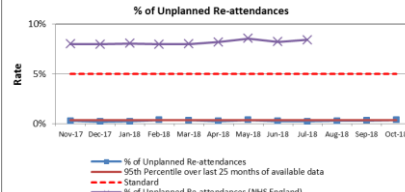


# Doncaster and Bassetlaw Teaching Hospitals NHS Foundation Trust

## Percentage of Unplanned Re-attendances

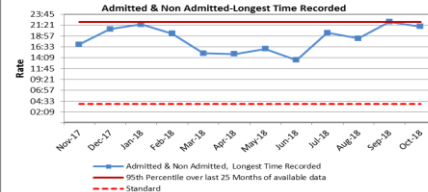


**Description of Data**  
The unplanned re-attendance rate for October 2018 was 0.37%; the highest we have reported in the last 25 months was for March 2017. The rate for this month remains within the 5% standard. The benchmarking is extracted from the A&E HES Data

The unplanned re-attendance rate for October 2018 was 0.37 showing a slight increase (0.07%) in patients that made an "unplanned" re-attendance compared to September 2018 where the re-attendance rate was 0.30%. The Trust remains consistently within the 5% standard.

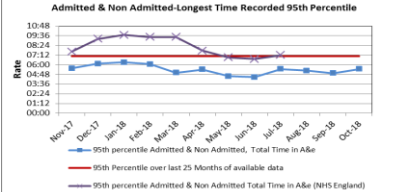
0.37%	Rate This Month
Worse	Compared to last Month
	Data Quality

## Total time spent in A&E department



**Description of Data**  
The longest time recorded in A&E for all patients for October 2018 was 21:04 Hours, the highest we have reported in the last 25 months was 22:26 Hours for December 2016. The longest time recorded was below the standard of 04:00 Hours. The longest wait Benchmarking is particularly sensitive to poor data quality and definitional issues, which is why some unusually high values may be observed, therefore no benchmarking has been used.

21:04	Rate This Month
Better	Compared to last Month
	Data Quality

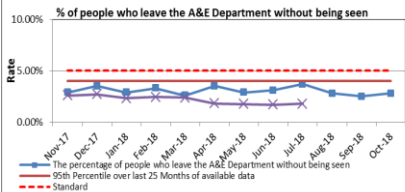


The time waiting in A&E (95th Percentile) for both admitted and non-admitted patients in October 2018 was 05:29 hrs, showing an increase of 31 mins compared to September 2018 which was 04:58 hrs. All care groups work closely to reduce the time it takes for ALL our patients to be seen/treated/discharged or admitted following A&E attendance. Operational meetings continue to be held four times each day to look at any blockages, discharges and review bed capacity.

**Description of Data**  
The Longest time recorded (95th Percentile) in A&E for all patients for October 2018 was 05:29 Hours; the highest we have reported in the last 25 months was January 2017 at 07:42 Hours. The benchmarking is extracted from the A&E HES Data

05:29	Rate This Month
Worse	Compared to last Month
	Data Quality

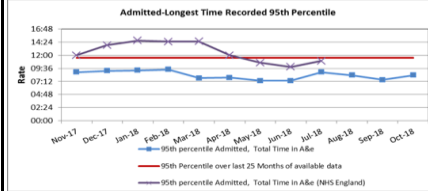
## Percentage of people who leave the A&E Department without being seen



**Description of Data**  
The percentage of people who left the A&E Department without being seen for October 2018 was 2.80%; the highest we have reported in the last 25 months was April 2017 at 4.2%. The rate for this month was within the 5% standard.

The percentage of people leaving A&E without being seen throughout October 2018 was 2.80% an increase of 0.30% compared to September 2018 when it was 2.50%. We remain committed to ensuring patients are kept informed of delays during busy times and ensure waiting times are displayed and updated frequently.

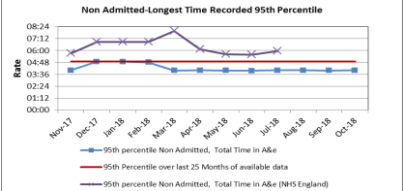
2.80%	Rate This Month
Worse	Compared to last Month
	Data Quality



**Description of Data**  
The longest time recorded (95th Percentile) in A&E for admitted Patients for October 2018 was 08:20 Hours; the highest we have reported in the last 25 months was 12:59 Hours in January 2017. The benchmarking is extracted from the A&E HES Data.

The time taken from patient arrival to admission (95th percentile) in October 2018 was 08:20 hours an increase of 49 mins compared to September 2018 which was 07:31 hours. The daily Trust Operational meetings ensure that all care groups are up to date with any capacity and flow issues throughout the organisation, and, that all escalation plans are followed and actions to restore deployed.

08:20	Rate This Month
Worse	Compared to last Month
	Data Quality

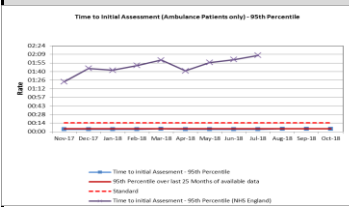


The waiting time (95th Percentile) for non-admitted patients in October 2018 was 04:00 hours a slight increase (01.00 min) compared to September 2018 which was 03:59 hrs. We continue to remain committed to ensuring that all our patients are seen as quickly as possible by the most appropriate clinician.

**Description of Data**  
The Longest time recorded (95th Percentile) in A&E for non admitted patients for October 2018 was 04:00 Hours; the highest we have reported in the last 25 months was 05:22 Hours in January 2017. The benchmarking is extracted from the A&E HES Data.

04:00	Rate This Month
Worse	Compared to last Month
	Data Quality

## Time to Initial Assessment (Ambulance Patients only) - 95th Percentile

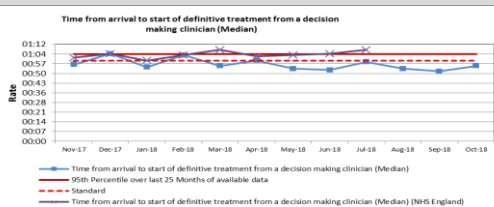


**Description of Data**  
The Time to Initial Assessment (95th Percentile) for ambulance patients for October 2018 was 00:05. This report shows the time (in whole minutes) between patients' arrival and their initial assessment. The longest time we have reported in the last 25 Months is 00:05 in October 2017. The benchmarking data is extracted from the A&E HES Data.

The Time to Initial Assessment - "Time from arrival to time of assessment by a senior clinician" for patients arriving by ambulance in October remains at 00:05 mins, the same as it was in August & September 2018

00:05	Rate This Month
Same	Compared to last Month
	Data Quality

## Time from arrival to start of definitive treatment from a decision making clinician (Median)

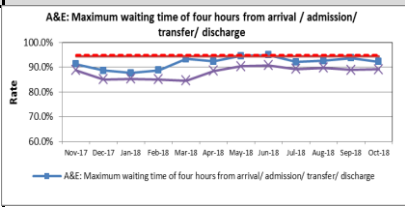


The time from arrival to start of definitive treatment (Median) from a decision-making clinician in October 2018 was 00:56 hrs and shows an increase of 00:04 mins when compared to September 2018 which was 00:52 hrs. A decision-making clinician includes a Doctor or Emergency Nurse Practitioner.

**Description of Data**  
Time from arrival to start of definitive treatment from a decision-making clinician (Median) for October 2018 was 00:56 Hour; the highest we have reported in the last 25 months was 01:07 Hours for December 2016. The rate for this month was within the 01:00 Hour standard. The benchmarking is extracted from the A&E HES Data.

00:56	Rate This Month
Worse	Compared to last Month
	Data Quality

## A&E: Maximum waiting time of four hours from arrival to admission/ transfer/ discharge



The percentage of patients waiting more than 4 hrs from arrival to admission/transfer or discharge in October 2018 was 92.2% a slight increase (1.5%) compared to September 2018 which was 93.7%. The Trust continues to work really hard to ensure all our patients are seen as quickly as possible.

**Description of Data**  
The A&E Maximum Waiting Time of four hours from arrival to admission / transfer/ discharge during October 2018 was 92.2%. The lowest we have reported in the last 25 months was 85.1% in January 2017. The rate for this month was below the 95% standard. Benchmarking taken from NHS England (Data used for SitRep Returns) Data is quarterly.

92.2%	Rate This Month
Worse	Compared to last Month
	Data Quality