

Leavers Equality Data

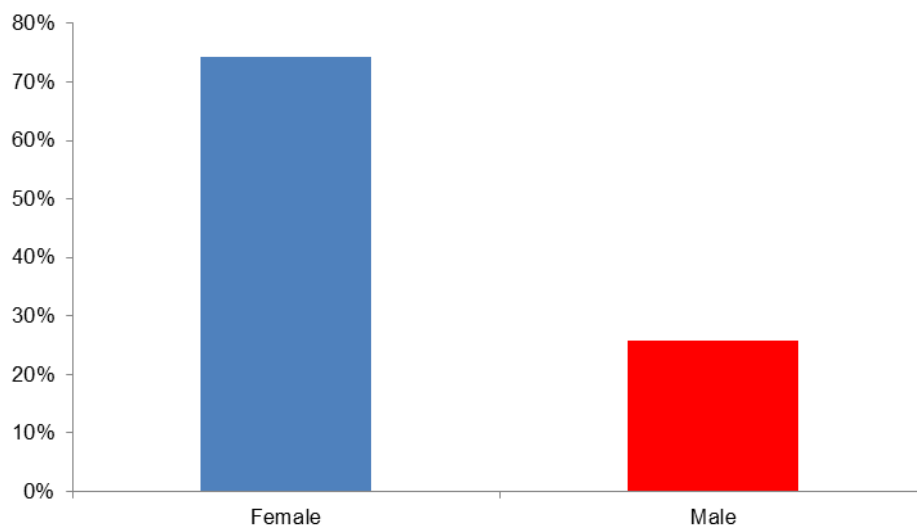
Workforce data provided below according to the protected characteristics currently recorded by the Trust.

This data was extracted as at 31 December 2017 when a total of 1001 employees left Trust employment comprising of permanent and fixed term contract employees. Please note this is a four page document.

Gender

Protected Characteristic	Sub Group	Headcount	FTE	Headcount %
Gender	Female	743	549.74	74.23%
	Male	258	181.78	25.77%

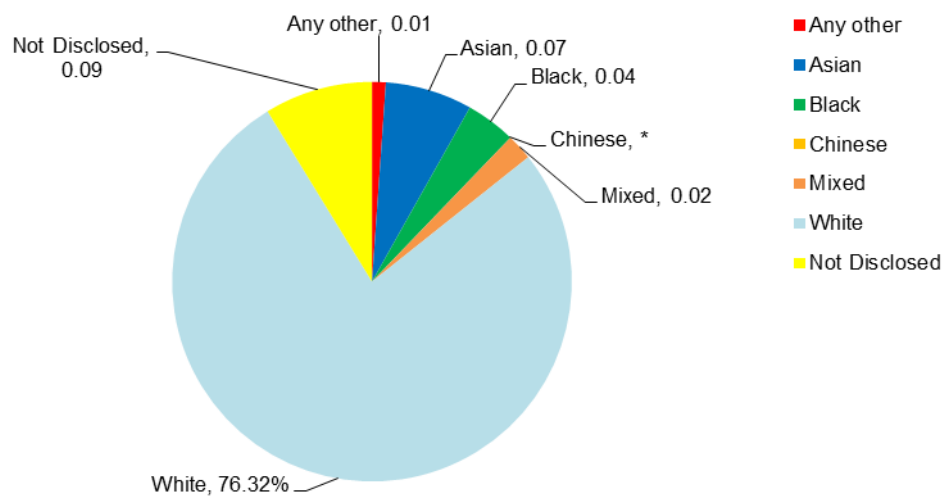
Leavers Equality Data - Gender as at 31.12.2017



Ethnicity

Protected Characteristic	Sub Group	Headcount	FTE	Headcount %
Ethnicity	Any other	11.00	9.67	0.01%
	Asian	70.00	50.50	0.07%
	Black	40.00	31.53	0.04%
	Chinese	*	*	*
	Mixed	21.00	13.79	0.02%
	White	764.00	581.51	76.32%
	Not Disclosed	87.00	38.53	0.09%
* Number too low to report. As per Equalities & Human Right Commission guidance				

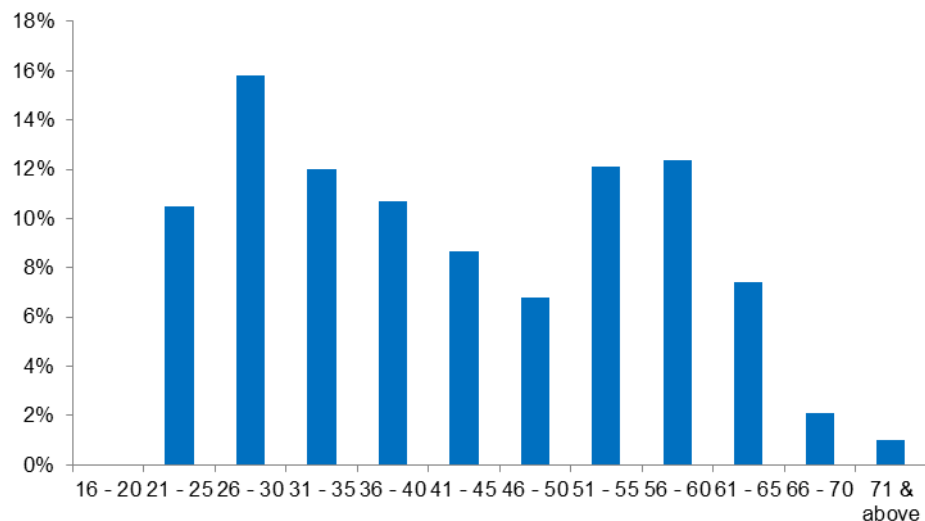
Leavers Equality Data - Ethnicity as at 31.12.2017



Age

Protected Characteristic	Sub Group	Headcount	FTE	Headcount %
Age	16 - 20	*	*	*
	21 - 25	105	90.52	10.49%
	26 - 30	158	117.98	15.78%
	31 - 35	120	87.08	11.99%
	36 - 40	107	75.95	10.69%
	41 - 45	87	63.64	8.69%
	46 - 50	68	50.36	6.79%
	51 - 55	121	89.19	12.09%
	56 - 60	124	86.13	12.39%
	61 - 65	74	49.15	7.39%
	66 - 70	21	11.37	2.10%
	71 & above	10	5.14	1.00%
* Number too low to report. As per Equalities & Human Right Commission guidance				

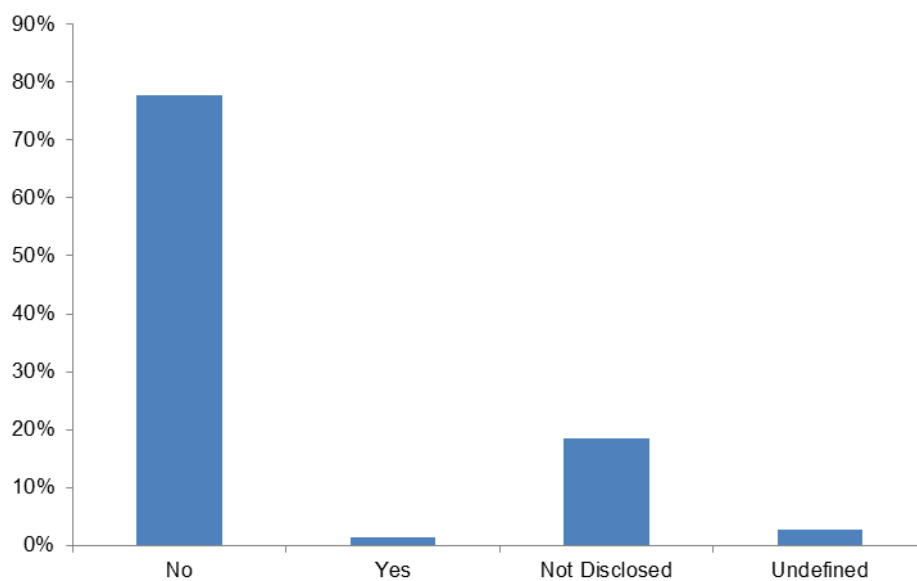
Leavers Equality Data - Age as at 31.12.2017



Disability

Protected Characteristic	Sub Group	Headcount	FTE	Headcount %
Disability	No	778	598	77.72%
	Yes	13	8	1.30%
	Not Disclosed	184	105	18.38%
	Undefined	26	21	2.60%

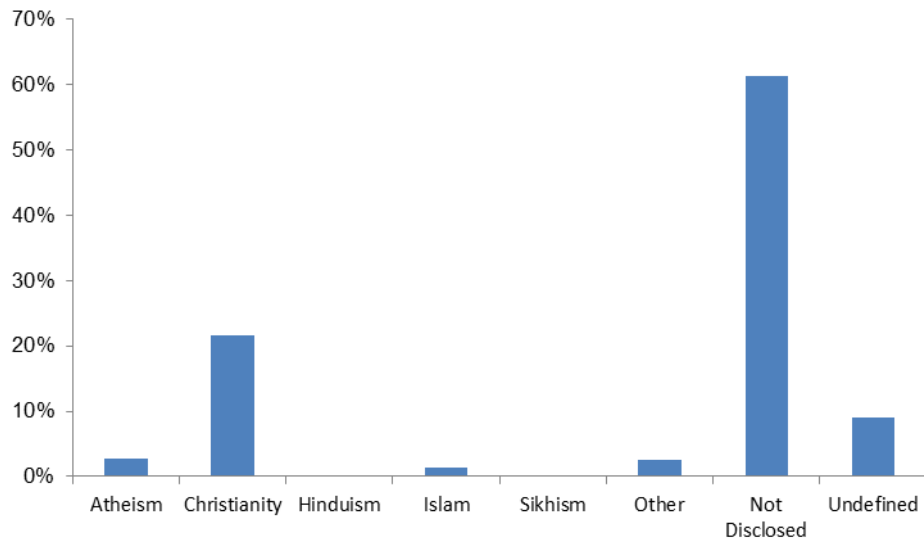
Leavers Equality Data - Disability as at 31.12.2017



Religious / Belief

Protected Characteristic	Sub Group	Headcount	FTE	Headcount %
Religion / Belief	Atheism	28	23.73	2.80%
	Christianity	217	165.62	21.68%
	Hinduism	*	*	*
	Islam	14	11.23	1.40%
	Sikhism	*	*	*
	Other	26	19.35	2.60%
	Not Disclosed	614	457.29	61.34%
	Undefined	91	46.21	9.09%
	Atheism	28	23.73	2.80%
* Number too low to report. As per Equalities & Human Right Commission guidance				

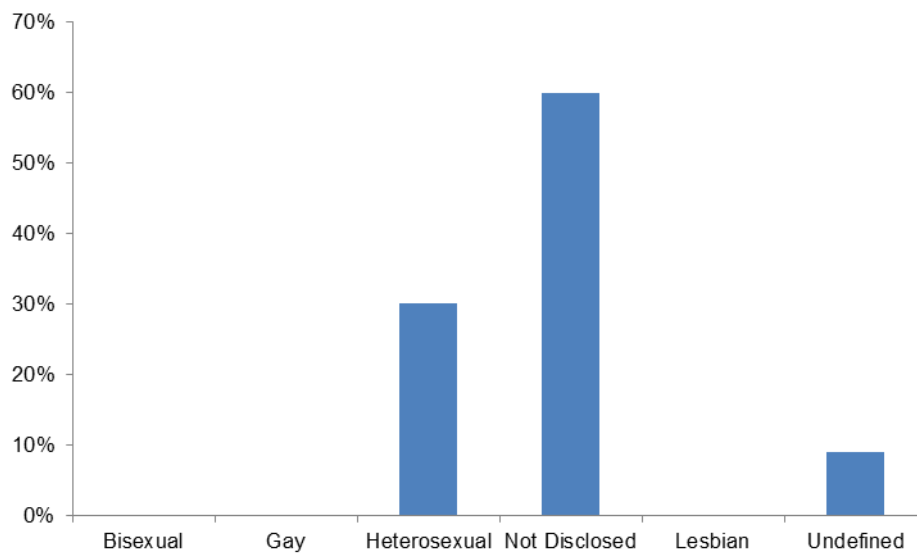
Leavers Equality Data - Religious / Belief as at 31.12.2017



Sexual Orientation

Protected Characteristic	Sub Group	Headcount	FTE	Headcount %
Sexual Orientation	Bisexual	*	*	*
	Gay	*	*	*
	Heterosexual	301	233.27	30.07%
	Not Disclosed	600	445.47	59.94%
	Lesbian	*	*	*
	Undefined	91	46.21	9.09%
* Number too low to report. As per Equalities & Human Right Commission guidance				

Leavers Equality Data - Sexual Orientation as at 31.12.2017



Marital Status

Protected Characteristic	Sub Group	Headcount	Headcount %
Marital Status	Civil Partnership	*	*
	Divorced	72	7.19%
	Legally Separated	14	1.40%
	Married	492	49.10%
	Single	321	32.04%
	Widowed	12	1.20%
	Undefined	83	8.28%
* Number too low to report. As per Equalities & Human Right Commission guidance			

Leavers Equality Data - Marital Status as at 31.12.2017

