


NHS Audiology &
Adult Hearing Services



Putting in
your open fit



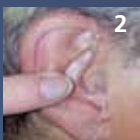
Putting in your open fit

It is important to get the earmould in your ear properly. Your audiologist should show you how to do this and practise with you in the clinic, but it will take more practice at home before you are an expert.

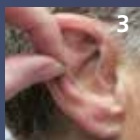
You may find it helpful to use a mirror when practising, but not everyone finds this to be the case.



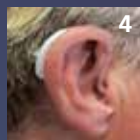
Hold the hearing aid behind your ear with the soft tip facing towards your head.



Place the soft tip in the ear with the tail facing backwards.



Fold the tail backwards into the bowl of your ear.



This picture shows a correctly fitting aid.

If you have two hearing aids – one for each ear – make sure that you don't lose track of which earmould goes with which aid. If your hearing aid has coloured markers, red will be right and blue will be left.

Doncaster and Mexborough

Hearing Rehabilitation Centre

Chequer Road Clinic, Chequer Road, Doncaster DN1 2AD
Tel: 01302 644950 Fax: 01302 644956 Text: 07796174900
Email: hearing.rehab@dbh.nhs.uk

Retford and Bassetlaw

Hearing Services

Retford Hospital, North Road Retford Nottinghamshire DN22 7XF
Tel: 01777 863306 Fax: 01777 862380 Text: 07787263274
Email: hearing.reford@dbh.nhs.uk