

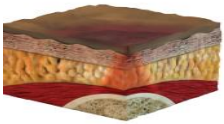
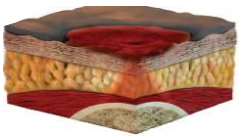
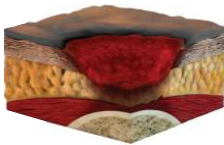

Pathway for Pressure Ulcer Management

A pressure ulcer is defined as localised damage to the skin and/or underlying tissue, as a result on pressure or pressure in combination with shear. They usually occur over a bony prominence but may also be related to a medical device or other object (NICE 2023). Pressure ulcers are in the 'top ten harms' in the NHS in England (Fletcher 2022).



RED FLAG:

If the pressure ulcer is on the foot and the patient has diabetes, neuropathy or ischemia please refer to the Foot Ulcer Pathway rather than the below.

Category				
Potential tissue damage Skin that is slow to blanch.				
Category 1 The ulcer appears as a defined area of persistent redness (erythema) in lightly pigmented skin tones, whereas in darker skin tones, the ulcer may appear with persistent red, blue or purple hues, without skin loss.		<ul style="list-style-type: none">For sacral/buttock area(s) with incontinence: Proshield Plus Skin Protectant. <i>At every wash or 3 times daily.</i>For all other areas: ClearFilm Semi-Permeable Film Dressing. <i>Maximum wear time 7 days. OR</i> Barrier Protection Film <i>Daily application as a minimum.</i>		
Moisture Levels				
	Category	Nil	Minimal or Moderate	Heavy
Category 2 Pressure ulcer with abrasion, blister, partial thickness skin loss involving epidermis and or dermis.		<ul style="list-style-type: none">For sacral area with incontinence: Proshield Plus Skin Protectant <i>At every wash or 3 times daily.</i>For all other areas: Urgo Start Plus Border or Comfeel Plus <i>Maximum wear time 7 days.</i>		Biatain Silicone 3DFIT Foam <i>Maximum wear time 7 days. (dependent on exudate levels).</i>
Category 3 Pressure ulcer with full thickness skin loss involving damage or necrosis of subcutaneous tissue. Undermining and tunnelling may occur, fascia, muscle, tendon, ligament, cartilage and or bone are not exposed.		<ul style="list-style-type: none">Less than 0.5cm depth: Urgo Start Plus Border or Comfeel Plus0.5cm or more depth: Cutimed Sorbact Ribbon and Comfeel Plus <i>Maximum wear time 7 days. (dependent on exudate levels)</i>		<ul style="list-style-type: none">Less than 2cm depth: Biatain Silicon 3DFIT FoamMore that 2cm depth: Cutimed Sorbact Ribbon and Biatain Silicon 3DFIT Foam <i>Maximum wear time 7 days. (dependent on exudate levels).</i>
Category 4 Full thickness skin and tissue loss with exposed or directly palpable fascia, muscle, tendon, ligament, cartilage and or bone in the ulcer. There is an increased risk of osteomyelitis.		Cutimed sorbact Ribbon and Comfeel Plus <i>Maximum wear time 7 days. (dependent on exudate levels).</i>		Cutimed Sorbact Ribbon and Biatain Silicon 3DFIT Foam <i>Adhesive Foam Maximum wear time 7 days.(dependent on exudate levels).</i>
Mucosal Pressure Ulcer Mucosal Pressure Ulcers occur when the mucous membrane is damaged as a result of pressure (usually a device): oral, nasal, anal, genital, eyelids and round trachy tubes.		<ul style="list-style-type: none">Secondary care: Intrasite Gel Apply 3 x daily (every 8 hours)Primary care/Community care with carers, support or able to self care: Intrasite Gel Apply 3 x daily (every 8 hours)Primary care/Community care with no carers, support or are unable to self care: in bold - Refer to TVALS who can provide a personalised plan.		A bespoke plan is required from a Tier 4 service: <ul style="list-style-type: none">Skin Integrity TeamTissue Viability and Lymphoedema ServiceTracheotomy Specialist Nurses

If the named product on this pathway is not available a temporary second line product is available to use. This can be found within the main text of the Doncaster Wide Wound Care Formulary Document.

Reference: National Wound Care Strategy Program (2023) Pressure Ulcer Recommendations.

Developed by the Skin Integrity Team September 2020. Updated July 2024 from the Pressure ulcer product selection guide. V3. For review July 2027.