

Doncaster Wound care Formulary and Associated Pathway and Polices Navigation Flowchart

Work your way down the flow chart to take you to the most relevant pathway. You can either scan the QR code or click on the QR code to open up the pathway.

Follow the Wound Bed Preparation Pathway and associated prontosan system user guide for all wounds



All the pathways can be found on the Doncaster Wide Advocated Wound Care Clinical Pathways website:

<https://www.dbth.nhs.uk/services/skin-integrity/information-for-healthcare-professionals/doncaster-wound-care-alliance/doncaster-wide-associated-clinical-pathways/>



Does the patient have a wound caused by Pressure?
Does the patient have a wound caused by Pressure?

YES

Follow the relevant pathway:

Pressure Ulcer Pathway for Pressure Ulcer Management.	Prevention of Medical Device-Related Pressure Ulcers (MDRPU) guidance.	Paediatric/Neonatal Medical Device-Related Pressure Ulcers.	Pathway for Skin Care Regime for Moisture Associated Skin
Pressure Ulcer Clinical Pathway DBTH		Pathway for Category 3 and 4 pressure ulcers for consideration for surgical debridement and revision DBTH	

NO

Does the patient have a traumatic wound cases by either a:
• Skin Tear
• Pre-tibial laceration
• MARS

YES

Follow the relevant pathway:

Pathway for Medical Adhesive Removal Skin Injury (MARS)	Pathway for Pre-tibial laceration	Skin Tear Pathway

NO

Does the patient have a wound caused by cancer/ malignancy that is fungating?

YES

Follow the relevant pathway:

POSIE Clinical Pathway for malignant/fungating wound

NO


Does the patient have a wound caused by a burn?

YES

Follow the relevant pathway:

Pathway for Burns First Aid	Paediatric Minor Burns Injury Pathway	MDSAS Paediatric Burn Referrals	Pathway for non-Complex Burns (Adult)

NO

Adult Burn referral Guidance			
			



NO

Does your patient have a surgical wound from the follow types of surgery?

- Hip and Spine
- C section
- Abdominal Gynaecology
- Breast

YES

Follow the relevant pathway:







Pathway for Obstetric, Gynaecology and Breast surgical wounds	Pathway for Orthopaedic Hip and Spine surgical wounds
	

NO

Does your patient have a foot wound?

YES

Follow the relevant pathway:









Foot Ulcer Diagnosis Guidance	Foot Ulcer Pathway	Foot Ulcer Assessment Pathways (Secondary Care)	Appendix 4 - Difference between Neuropathic and Ischaemic Foot Ulcers
			
Appendix 20 Vascular service Venous Disease Referral Form		Appendix 21 Vascular Service PAD Referral Form	
			

NO

Does your patient have a leg wound?

YES

Follow the relevant pathway:

Lower Leg Wound Guidance	Leg Ulcer Pathway	Lower Limb Assessment Pathway for Tier 3, 4 and District Nurses	Pathway for the application of Safe Soft Lower Leg Bandaging
			
Pathway for limb Haematoma	Guidance for identifying or Cellulitis or Red Legs	Pathway for Lower Limb Lymphoedema (including Lymphorrhea - weeping/ wet leg)	Pathway for external fixation and Pin Site Care
			

NO

Please see associated guidance that you may require:

NO



Pathway for Pre-tibial Lacerations	Appendix 1 - Lower Limb Assessment Criteria Tier 3.4 and District Nurses	Appendix 2 - Compression options following a Lower Limb Assessment	Appendix 3 - Lower Limb Assessment Frequency Tier 3.4 and District Nurses
Appendix 7 - Compression Hosiery and Wrap Product Order List		Appendix 20 Vascular service Venous Disease Referral Form	Appendix 21 Vascular Service PAD Referral Form

NO

Does the patient have a wound that requires or has in place NPWCT or PICO?

YES



Follow the relevant pathway:

NPWT Ordering, collecting and returning pathway – Secondary Care	PICO and NPWT Section Guide	Renasys application guide for Gauze	Appendix 18 Renasys application guide for Foam

NO

Does the patient have a wound that required Larval Debridement?

Yes

NO



Is the Wound Infected?

NO



Follow the T.I.M.E.S pathway



YES



Pathway for Larval Debridement Therapy

Pathway for Wound Infection

If further support or guidance is required please contact the follow teams:

- Inpatient with a non-diabetic related wound: dbth.skinintegrityteam@nhs.net
- Inpatients with a diabetic related wound: rdash.podiatryreferrals@nhs.net
- Patient in their own home or within a general practice with a non-diabetic/neuropathy/ischemic wound: rdash.tvallservice@nhs.net
- Patient in their own home or within a general practice with a diabetic/neuropathy/ischemic wound: rdash.podiatryreferrals@nhs.net

Other relevant information you may require:

Appendix 15 FORM A Discharged Communications to Tier 1&2 (Secondary Care)	Appendix 16 FORM B Discharged Communications for Tier 3 & 4, DN (Secondary Care)	Appendix 17 FORM C Discharge Communication s From Fracture Clinic (Secondary Care)	Pathway for Discharge Communication and Referrals for patients living with Wounds	Appendix 18 Wound Care Shared Care communication form between serviced in the Doncaster Wound Care Alliance	Patients with wounds and Complex Lives	Well Leg Pathway – following the healing of leg ulceration