

Work your way down the flow chart to take you to the most relevant pathway. You can either scan the QR code or click on the QR code to open up the pathway.



Prevention of Medical Device-Related Pressure Ulcers (MDRPU) guidance.



Pathway for Category 3 and 4 pressure ulcers for consideration for surgical debridement and revision

DBTH



Skin Tear Pathway



Pathway for non-Complex Burns (Adult)



NO

Adult Burn referral Guidance			
			

NO

Does your patient have a surgical wound from the follow types of surgery?

- Hip and Spine
- C section
- Abdominal Gynaecology
- Breast

NO

Does your patient have a foot wound?

NO




Does your patient have a leg wound?

NO

NO







YES

Follow the relevant pathway:

Pathway for Obstetric, Gynaecology and Breast surgical wounds	Pathway for Orthopaedic Hip and Spine surgical wounds	Pathway for Healing by Secondary Intention Surgical Wounds
		













YES




Follow the relevant pathway:

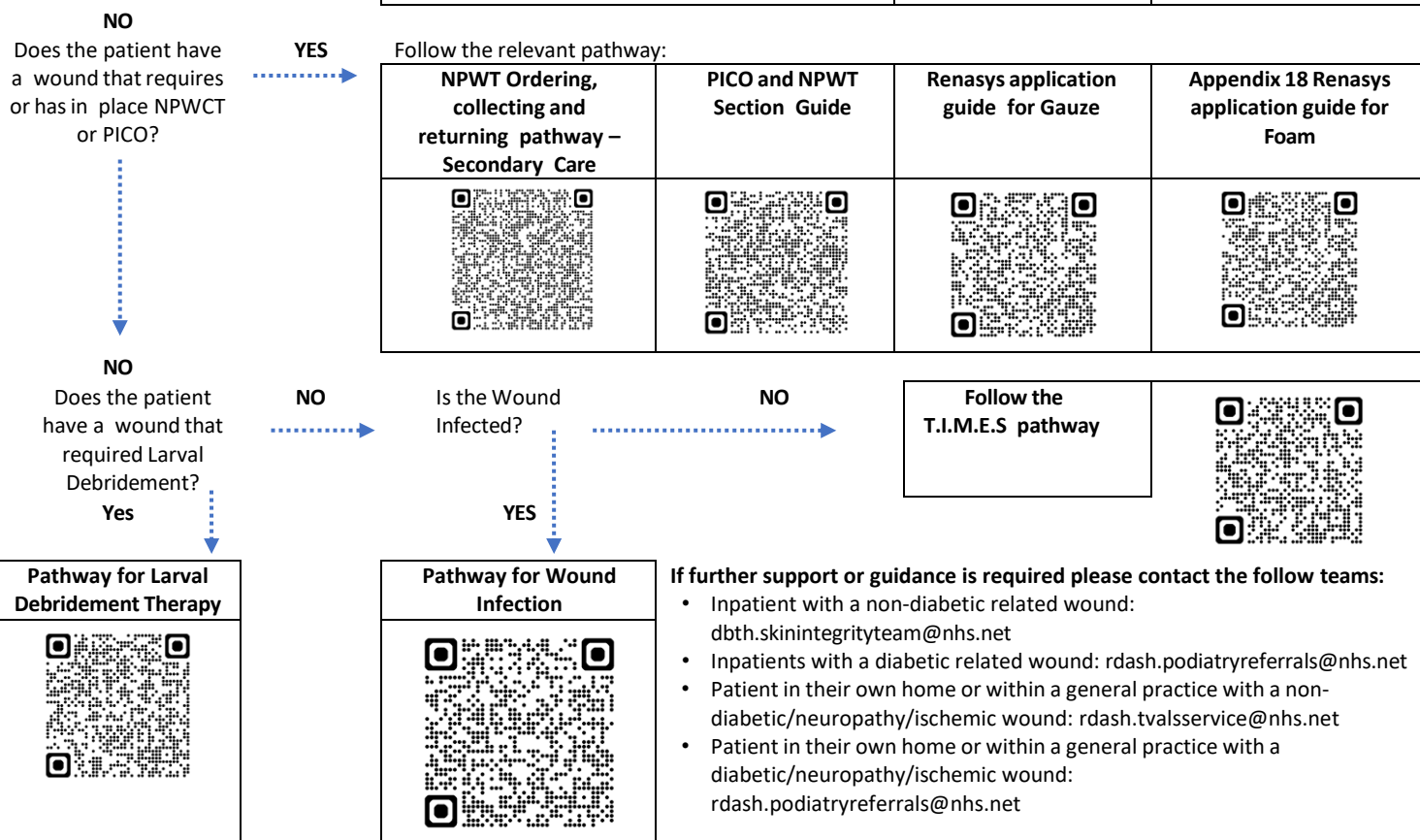
Foot Ulcer Diagnosis Guidance	Foot Ulcer Pathway	Foot Ulcer Assessment Pathways (Secondary Care)	Appendix 4 - Difference between Neuropathic and Ischaemic Foot Ulcers
			
Appendix 20 Vascular service Venous Disease Referral Form		Appendix 21 Vascular Service PAD Referral Form	
			








YES

Follow the relevant pathway:

Lower Leg Wound Guidance	Leg Ulcer Pathway	Lower Limb Assessment Pathway for Tier 3, 4 and District Nurses	Pathway for the application of Safe Soft Lower Leg Bandaging
			
Pathway for limb Haematoma	Guidance for identifying or Cellulitis or Red Legs	Pathway for Lower Limb Lymphoedema (including Lymphorrhoea - weeping/ wet leg)	Pathway for external fixation and Pin Site Care
			
Pathway for Pre-tibial Lacerations	Appendix 1 - Lower Limb Assessment Criteria Tier 3.4 and District Nurses	Appendix 2 - Compression options following a Lower Limb Assessment	Appendix 3 - Lower Limb Assessment Frequency Tier 3.4 and District Nurses
			

Appendix 7 - Compression Hosiery and Wrap Product Order List	Appendix 20 Vascular service Venous Disease Referral Form	Appendix 21 Vascular Service PAD Referral Form
		



Other relevant information you may require:						
Appendix 15 FORM A Discharged Communications to Tier 1&2 (Secondary Care)	Appendix 16 FORM B Discharged Communications for Tier 3 & 4, DN (Secondary Care)	Appendix 17 FORM C Discharge Communication s From Fracture Clinic (Secondary Care)	Pathway for Discharge Communication and Referrals for patients living with Wounds	Appendix 18 Wound Care Shared Care communication form between serviced in the Doncaster Wound Care Alliance	Patients with wounds and Complex Lives	Well Leg Pathway – following the healing of leg ulceration
						

Developed by the Skin Integrity Team July 2024. Updated May 2025. For review July 2027