

Doncaster Wound care Formulary and Associated Pathway and Polices Navigation Flowchart

Work your way down the flow chart to take you to the most relevant pathway. You can either scan the QR code or click on the QR code to open up the pathway.

Follow the Wound Bed Preparation and Therapeutic Cleansing Pathway for all wounds	Associated prontosan system user guide	Associated Therapeutic Cleansing Wound and Skin Guide	All the pathways can be found on the Doncaster Wide Advocated Wound Care Clinical Pathways website: https://www.dbth.nhs.uk/services/skin-integrity/information-for-healthcare-professionals/doncaster-wound-care-alliance/doncaster-wide-associated-clinical-pathways/	

Does the patient have a wound caused by Pressure or Moisture?

YES

Follow the relevant pathway:

Pressure Ulcer Clinical Pathway DBTH	Pressure Ulcer Pathway for Pressure Ulcer Management.	Pathway for Category 3 and 4 pressure ulcers for consideration for surgical debridement and revision	Pathway for Skin Care Regime for Moisture Associated Skin Damage (Adults)
Pathway for ED Prevention and Management of Moisture Associated Skin Damage	Pathway for Skin Care Regime for Nappy Rash and IAD (Neonates)	Prevention of Medical Device-Related Pressure Ulcers (MDRPU) guidance.	Paediatric/Neonatal Medical Device-Related Pressure Ulcers.

NO

Does the patient have a traumatic wound cases by either a:

YES

Follow the relevant pathway:

Pathway for Medical Adhesive Removal Skin Injury (MARSI)	Pathway for Pre-tibial laceration	Skin Tear Pathway

NO

Does the patient have a wound caused by cancer/ malignancy that is fungating?


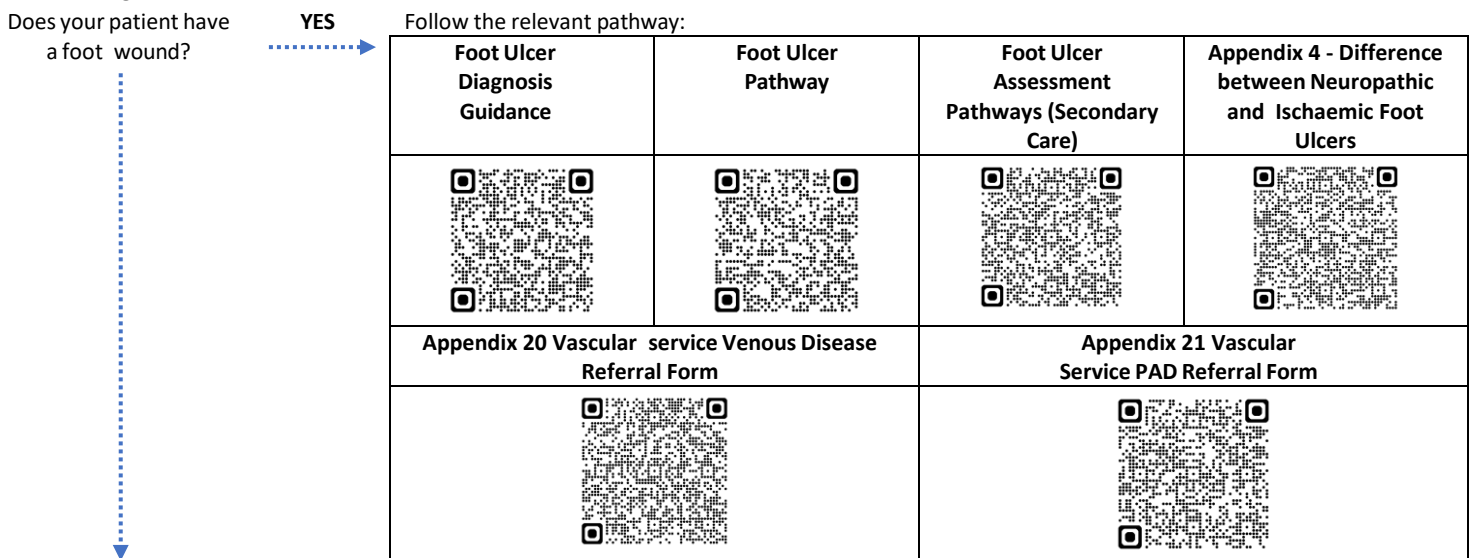
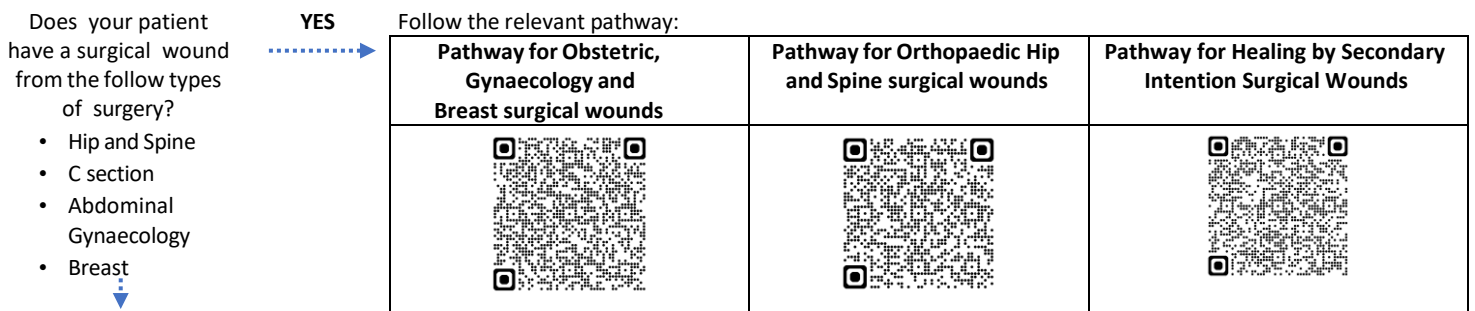

YES

Follow the relevant pathway:

POSIE Clinical Pathway for malignant/fungating wound

NO

Follow the relevant pathway:



NO



Pathway for Pre-tibial Lacerations	Appendix 1 - Lower Limb Assessment Criteria Tier 3.4 and District Nurses	Appendix 2 - Compression options following a Lower Limb Assessment	Appendix 3 - Lower Limb Assessment Frequency Tier 3.4 and District Nurses
Appendix 7 - Compression Hosiery and Wrap Product Order List		Appendix 20 Vascular service Venous Disease Referral Form	Appendix 21 Vascular Service PAD Referral Form

NO

Does the patient have a wound that requires or has in place NPWCT or PICO?

YES



Follow the relevant pathway:

NPWT Ordering, collecting and returning pathway – Secondary Care	PICO and NPWT Section Guide	Appendix 22 Renasys application guide for Gauze	Appendix 23 Renasys application guide for Foam

NO

Does the patient have a wound that required Larval Debridement?

Yes



NO



Is the Wound Infected?

NO



Follow the T.I.M.E.S pathway



YES



Pathway for Larval Debridement Therapy

Pathway for Wound Infection

If further support or guidance is required please contact the follow teams:

- Inpatient with a non-diabetic related wound: dbth.skinintegrityteam@nhs.net
- Inpatients with a diabetic related wound: rdash.podiatryreferrals@nhs.net
- Patient in their own home or within a general practice with a non-diabetic/neuropathy/ischemic wound: rdash.tvallsservice@nhs.net
- Patient in their own home or within a general practice with a diabetic/neuropathy/ischemic wound: rdash.podiatryreferrals@nhs.net

Other relevant information you may require:

Appendix 15 FORM A Discharged Communications to Tier 1&2 (Secondary Care)	Appendix 16 FORM B Discharged Communications for Tier 3 & 4, DN (Secondary Care)	Appendix 17 FORM C Discharge Communications From Fracture Clinic (Secondary Care)	Pathway for Discharge Communication and Referrals for patients living with Wounds	Appendix 18 Wound Care Shared Care communication form between serviced in the Doncaster Wound Care Alliance	Patients with wounds and Complex Lives	Well Leg Pathway – following the healing of leg ulceration