

Explore each area

East Ward Block

Access via Gate 4
Includes main entrance to hospital and inpatient wards



South East Block

Access via Gate 5 or 6
Includes Children's Surgical Unit, Children's Outpatients, Renal and Care of the Elderly wards



Emergency and Outpatient areas

Access via Gate 3
Includes Emergency Department and Outpatient departments



West Ward Block

Access via Gate 1A
Includes healthcare services, including Fracture Clinic, Dermatology and Rehabilitation



South Block

Access via Gate 6
Includes Surgery and Inpatient wards

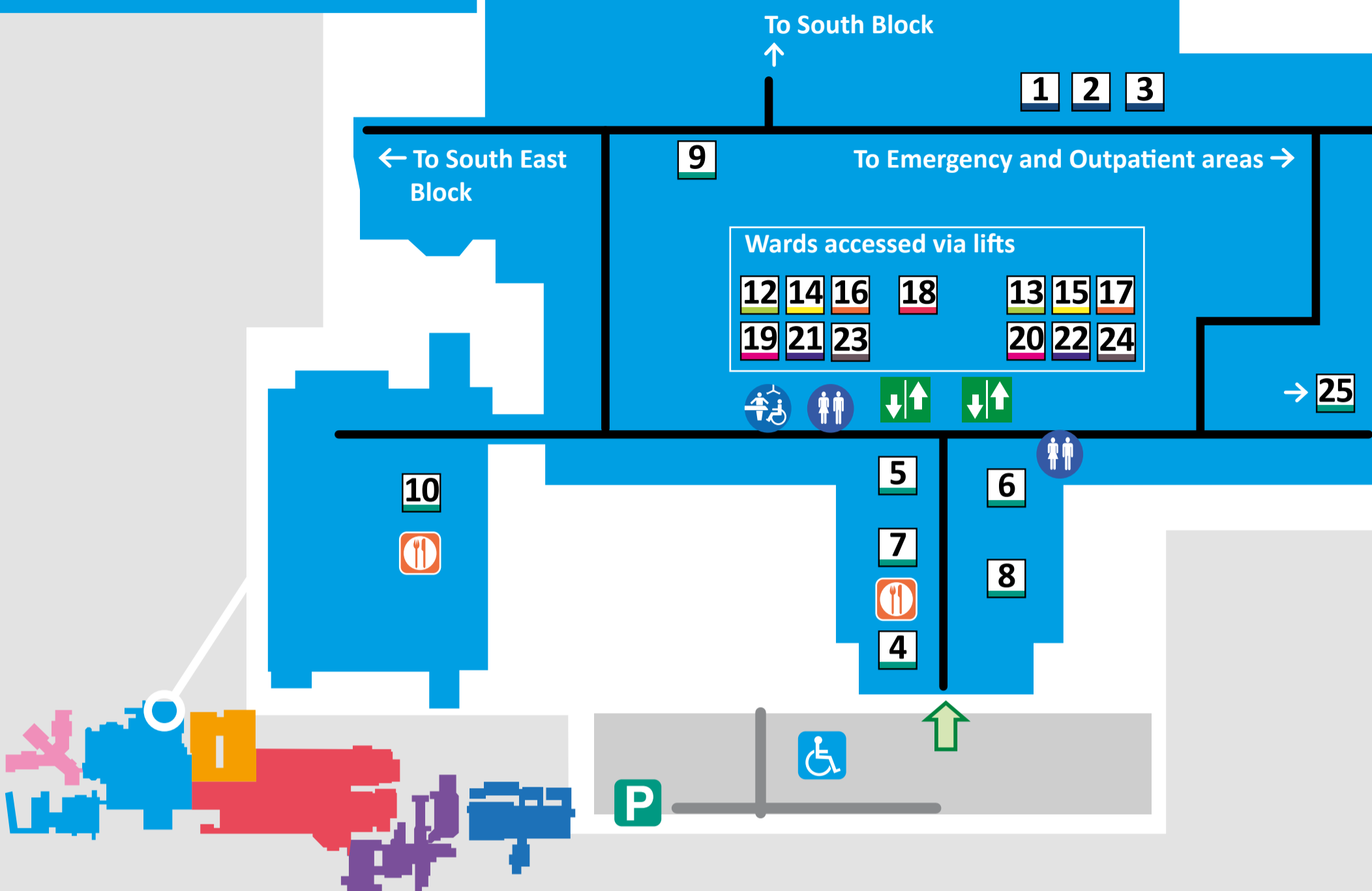


Women's and Children's Hospital

Access via Gate 1A
Includes Antenatal, Maternity, Gynaecology and Children's wards



East Ward Block



Basement (Level 1)

- 1** Bereavement Office
- 2** Chapel
- 3** Inpatient pharmacy

Ground Floor (Level 2)

- 4** Cafe
- 5** Shop
- 6** Help Desk
- 7** Cash Point
- 8** Patient Advice and Liaison Service (PALS)
- 9** Frailty Assessment Unit
- 10** East Dining Room
- 25** Surgical Same Day Emergency Care (SSDEC)

Level 3

- 12** Medical Same Day Emergency Care (MSDEC)
- 13** Acute Medical Unit

Level 4

- 14** Stroke Unit (Ward 16)
- 15** Medicine (Ward 17)

Level 5

- 16** Coronary Care Unit/ Haematology (Ward 18)
- 17** Urology (Ward 19)

Level 6

- 18** Respiratory (Ward 20/21)

Level 7

- 19** Medicine (Ward 22)
- 20** Department of Critical Care (DCC) (Ward 23)

Level 8

- 21** Gastroenterology (Ward 24)
- 22** Diabetes/Endocrinology (Ward 25)

Level 9

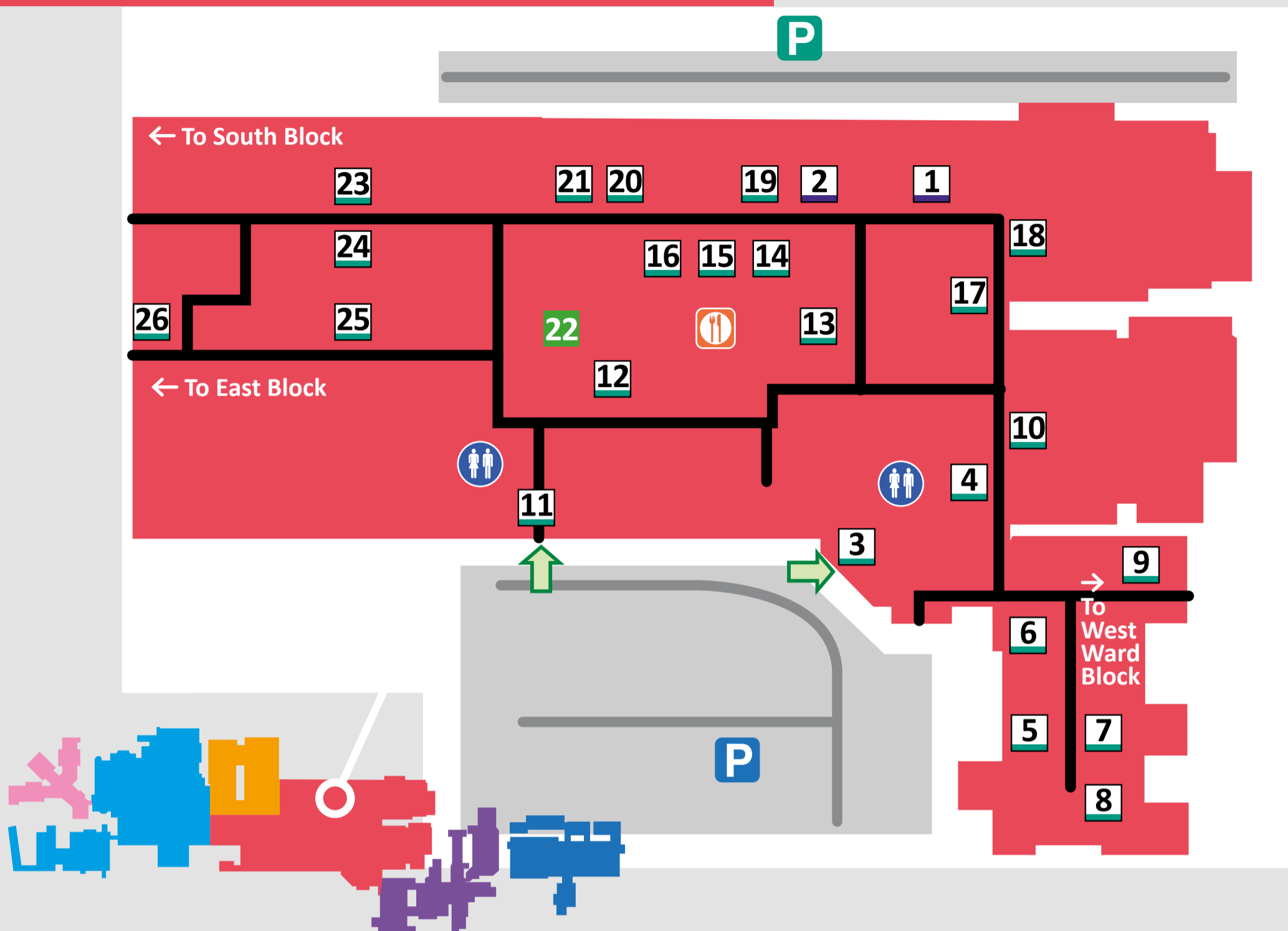
- 23** Surgical Unit (Ward 26)
- 24** Surgical Assessment (Ward 27)

Key

- P** Parking
- Blue Badge
- Lifts
- Toilets
- Changing Places
- Entrance

[Back to main map ↑](#)

Emergency and Outpatients



Basement (Level 1)

- 1** Histopathology
- 2** Inpatient pharmacy

Ground Floor

- 3** Emergency Department
- 4** Children's Emergency Department
- 5** Urgent Treatment Centre and Minor Injuries
- 6** Outpatient pharmacy (DBHS)
- 7** Orthotics
- 8** Discharge Lounge
- 9** Speech and Language Therapy

- 10** Pathology
- 11** Outpatients 1&2
- 12** Pre Op Assessment
- 13** Blood tests (Phlebotomy)
- 14** Eye clinic/Ophthalmology
- 15** Medical including General Surgery and Vascular
- 16** ENT (Ears, Nose and Throat) /Clinical Assessment
- 17** CT
- 18** DSA suite
- 19** Outpatient Xray (Reception 2)
- 20** Inpatient Xray and Ultrasound (Reception 1)

- 21** Endoscopy
- 22** Macmillan Cancer Support Centre
- 23** Library and Resource Centre
- 24** Education Centre
- 25** Surgical Same Day Emergency Care (SSDEC)
- 26** Urology Outpatient/ Urology Suite

South Block

Basement (Level 1)

- 1** Cardio Respiratory
- 2** South Block Outpatients

Ground Floor (Level 2)

- 3** Jasmine Suite (Breast Clinic/Mammography)

Level 3

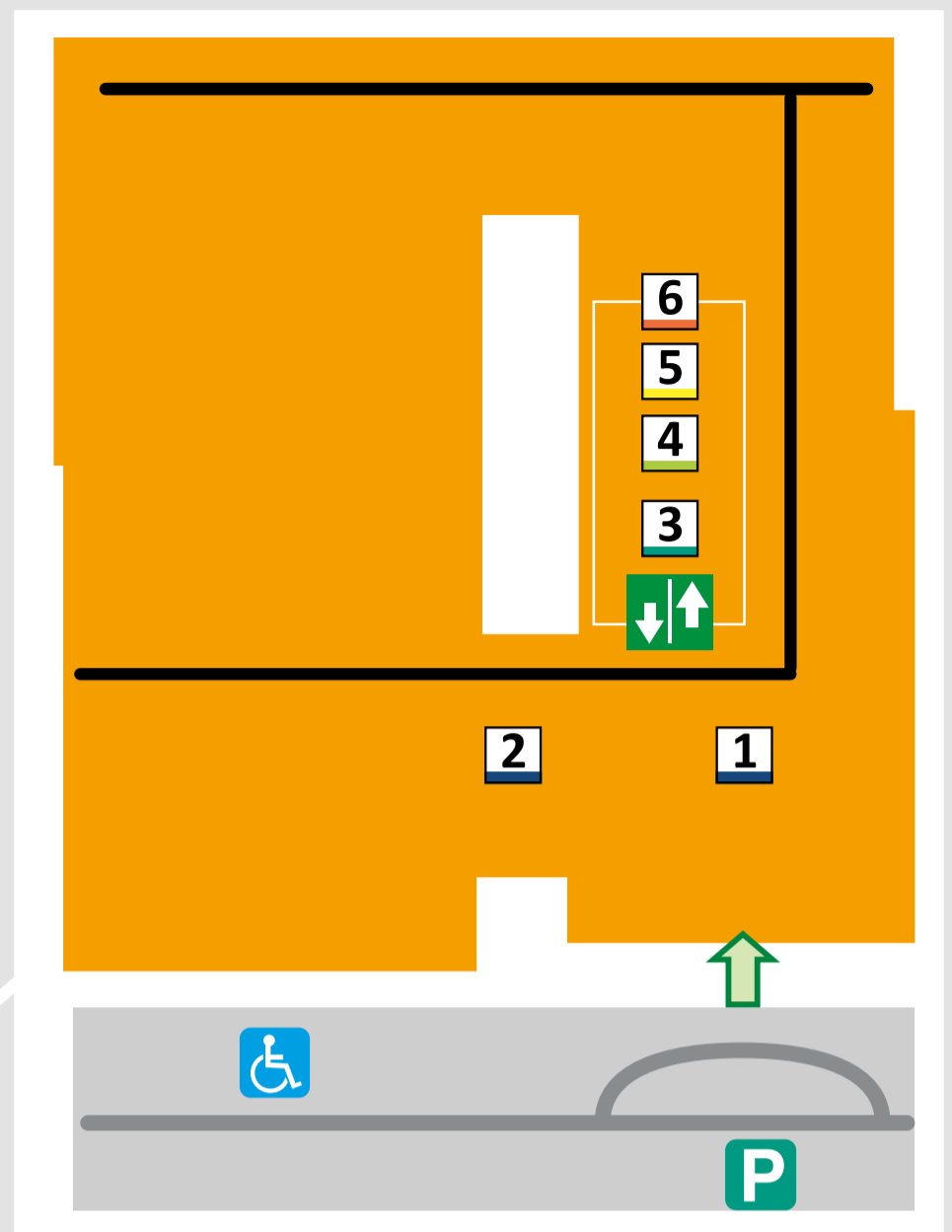
- 4** Elective Surgery (Ward S10)

Level 4

- 5** Vascular (Ward S11)

Level 5

- 6** Head and Neck Surgery (Ward S12)



South East Block

Basement (Level 1)


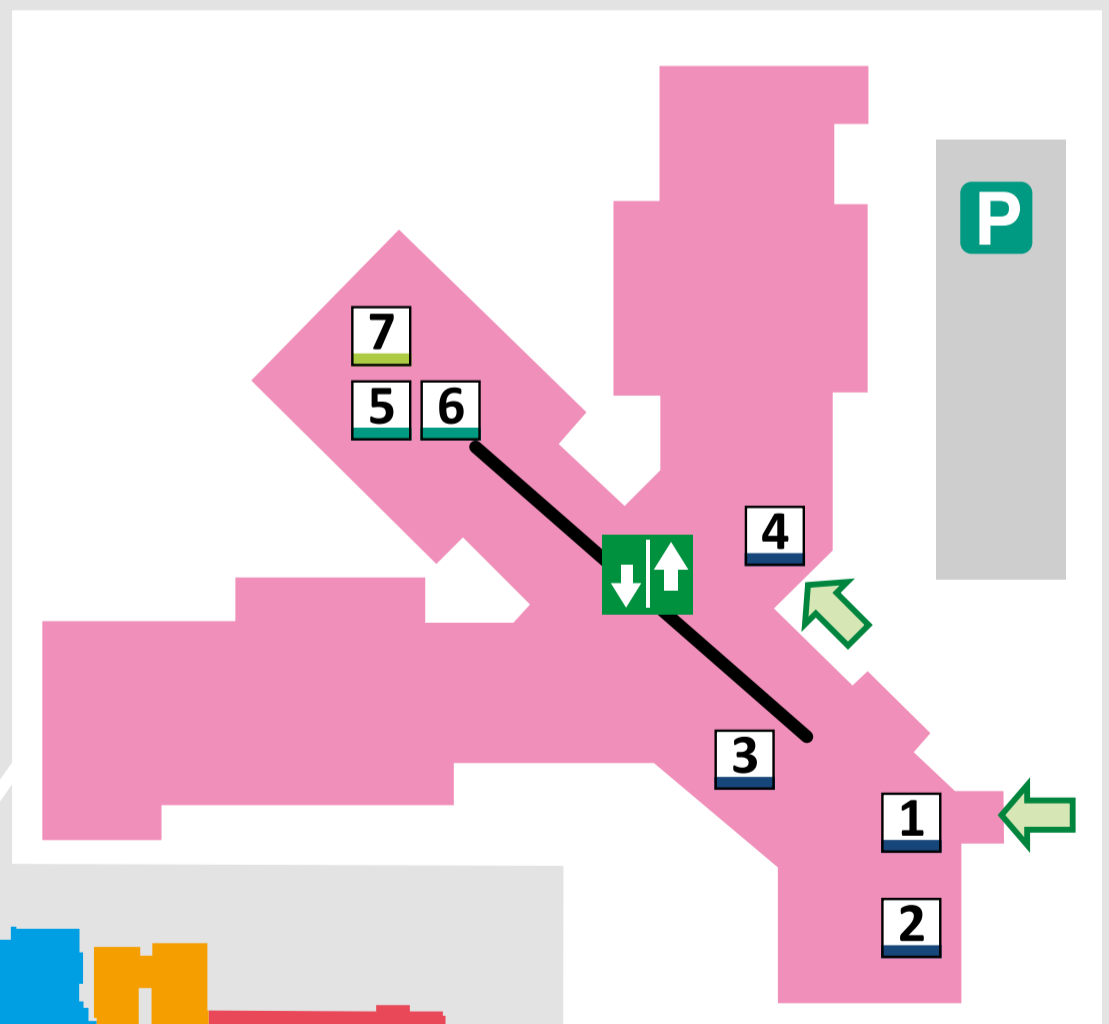
- 1** Children's Surgical Unit
- 1** Main Theatres/Day Surgery
- 2** Theatre Admissions
- 3** Renal Medicine, Dialysis and Outpatients

Ground Floor (Level 2)

- 4** Children's Outpatients
- 5** Children's Speech and Language Therapy and Child Development Centre

Level 3

- 6** Gresley Unit, Kingfisher Ward, Kestrel Ward and Mallard Ward

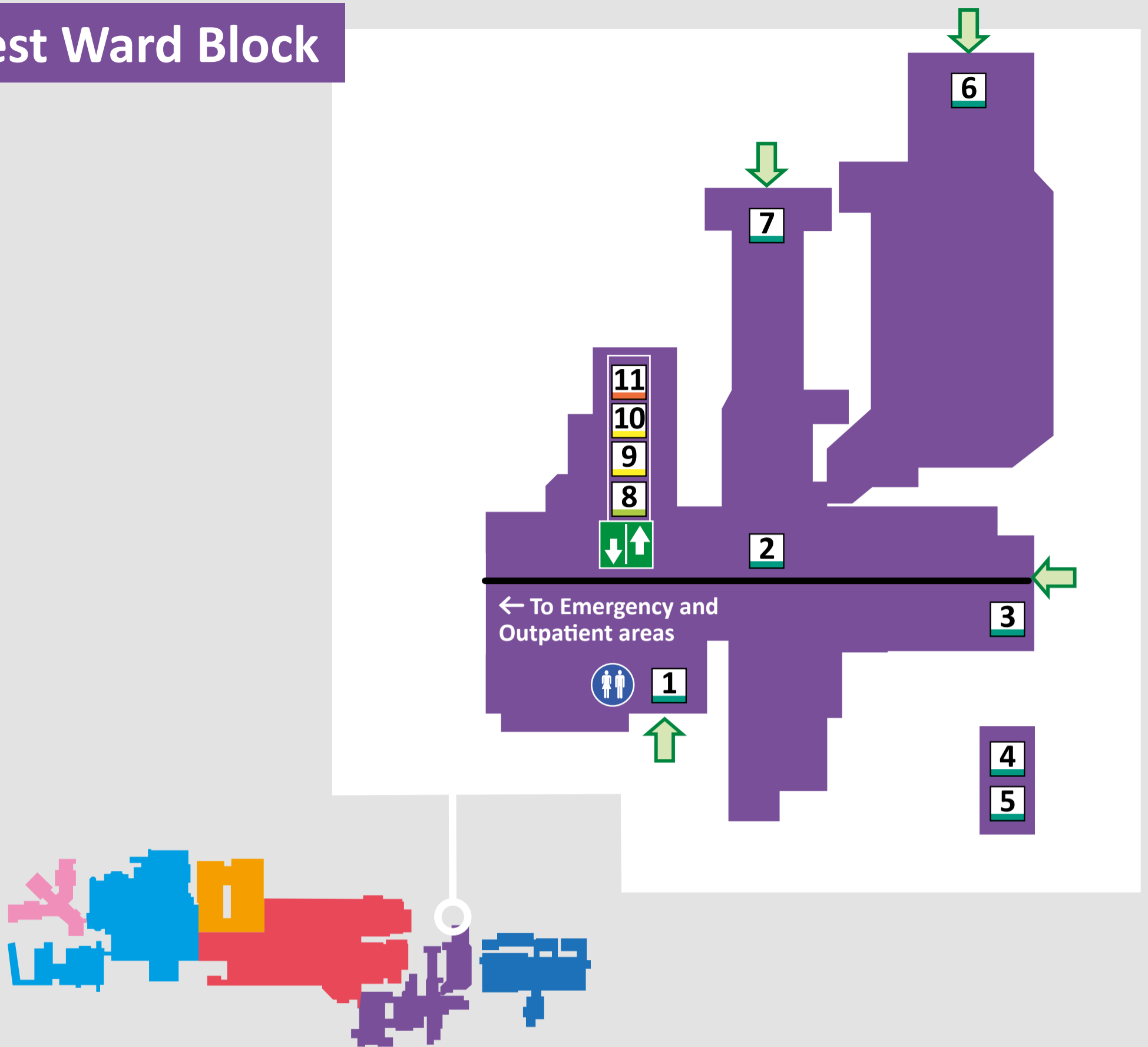


Key

- P** Parking
- Blue Badge
- Lifts
- Toilets
- Entrance

[Back to main map ↑](#)

West Ward Block



Ground Floor (Level 2)

- 1** Fracture Clinic/Orthopaedics
- 2** Medical Photography/ Communications and Engagement
- 3** Clinical Research Hub
- 4** Aurora Centre Doncaster
- 5** Overseas Visitors
- 6** Chatsfield Suite
- 7** MRI suite

Level 3

- 8** Dermatology Outpatients, Lincoln Suite, Physiotherapy, Rehabilitation and Wards 1&3

Level 4

- 9** Diabetes & Endocrine Centre/ Diabetes Eye Camera, Admissions Unit and TACU (Ward 6)
- 10** Orthopaedic Theatres

Level 5

- 11** St Leger and Wards 7, 8 and 9

Key

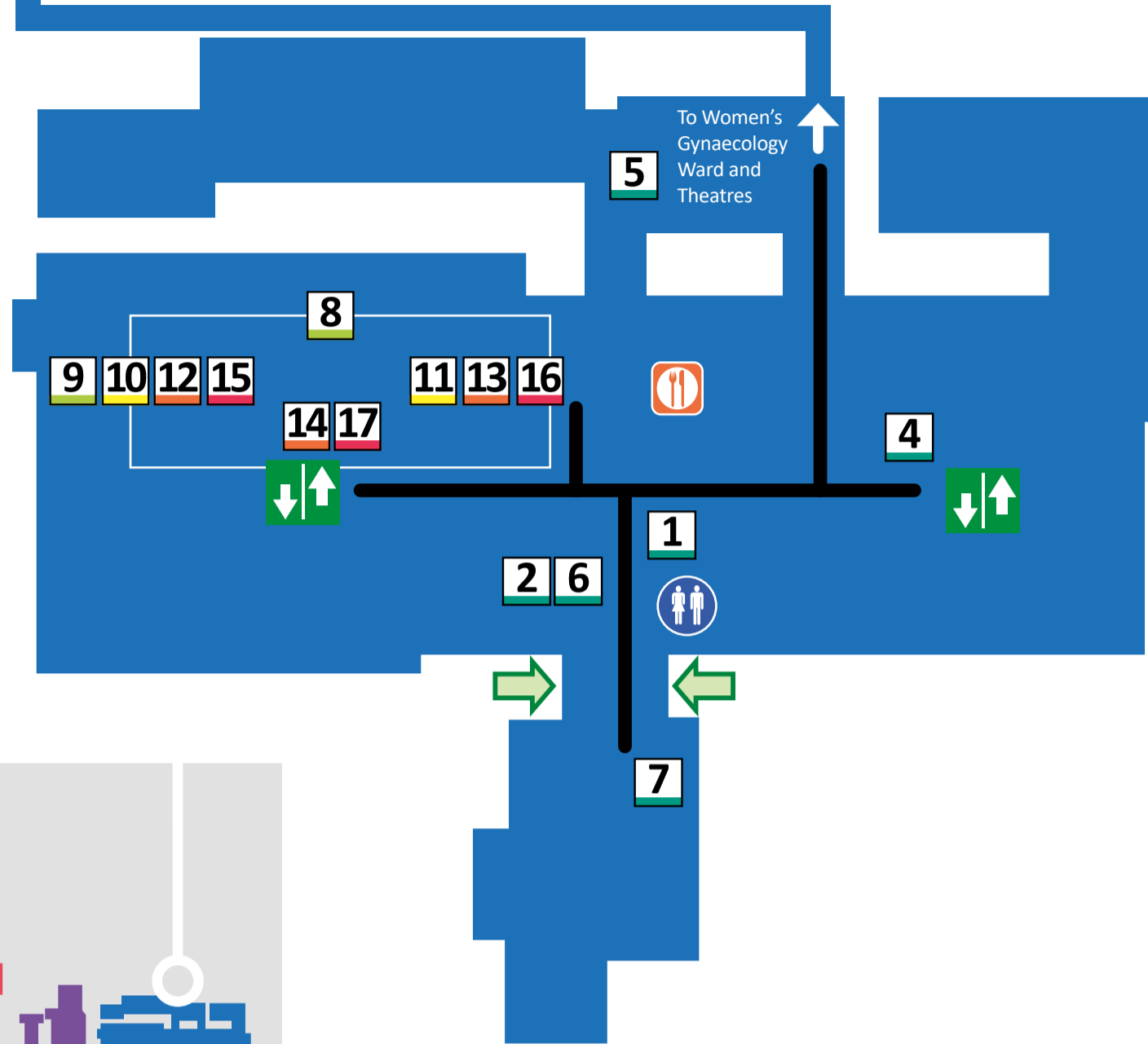
P Parking  Blue Badge  Lifts  Toilets  Entrance

[Back to main map ↑](#)

Women's and Children's Hospital

14

Women's Gynaecology Ward and Theatres



Ground Floor (Level 2)

- 1** Reception, Admissions and Discharges
- 2** Antenatal Clinic/Assessment Unit
- 4** Gynae Outpatients/Colposcopy Clinic
- 5** Pre-Op Assessment/Modular Theatres
- 6** Scan Department
- 7** Shop

14 Women's Gynaecology Ward and Theatre (accessed via internal route from ground floor)

Level 3

- 8** Gynaecology Assessment Unit
- 9** Maternity Wards 1&2, Elective Delivery and Induction of Labour

Level 4

- 10** Children's Observation Unit
- 11** Children's Ward and Hospital School

Level 5

- 12** Womens Maternity
 - 13** GUM Clinical Service Unit
- Womens Day Suite and Womens Theatres have temporarily moved to **14** Women's Gynaecology Ward and Theatre, accessed via the ground floor (level 2).

Level 6

- 15** Neonatal Unit
- 16** Central Delivery Suite
- 17** Obstetric Theatres

Key



Parking



Blue Badge



Lifts



Toilets



Entrance

[Back to main map ↑](#)