Doncaster and Bassetlaw Teaching Hospitals
NHS Foundation Trust

Ugo Fix Gentle – Foley Stabilisation Device

Ugo Fix Gentle is a strap-free device which secures a catheter in place, stabilises the catheter and reduces the likelihood of a sudden pull.

It reduces the risk of pulling on the Foley catheter which can cause pain, increase the risk of pressure and trauma. It also provides a secure and hygienic placement of the catheter away from areas of the body that could lead to bacteria contaminating the surface of the catheter. Furthermore, it eliminates the need to wear an elasticated strap around the leg.

A significant proportion of Pressure Ulcers in critically ill and immobile patients are related to the use of devices (Black et al, 2010). Many devices are made of plastic, rubber or silicone, which can cause rubbing or create pressure on the skin. Ugo fix gentle Foley Stabilisation device MUST be used for all patients who have a urinary catheter.

For three way catheters please use a Griplock strap in replacement of a Ugo Fix Gentle. (Please contact Skin Integrity if you need guidance of how to obtain Griplock).



1. Push and lift the catch to open the Ugo Fix Gentle catheter lid. Place the Foley catheter into the clip (the part of the catheter where it slips into two). Ensuring the directional arrow is pointing towards the bladder.

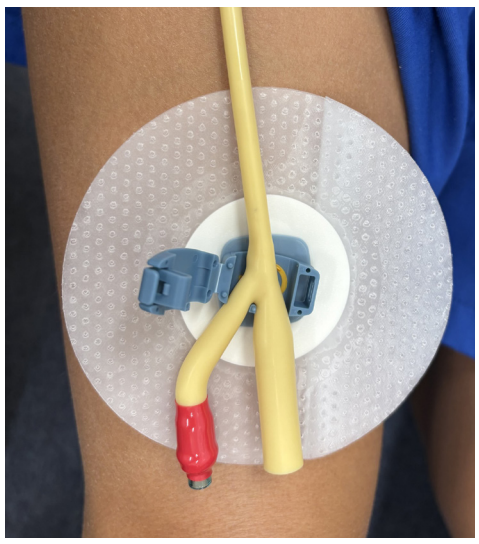

2. Close the clip lid by placing two fingers under the Ugo Fix Gentle pad and pressing the grips markers at the end of the clip with your thumb, being careful to avoid pinching the catheter. You will sense a click when the clip is closed correctly.

3. Identify proper securement site by gently laying the Ugo Fix Gentle device straight onto the front of the thigh. Ensuring the leg is fully extended, place the Ugo Fix Gentle 2-4cm from the insertion site and slightly off the side, away from the insertion site. This is to allow slack to the catheter to allow for mobility and prevent pulling.

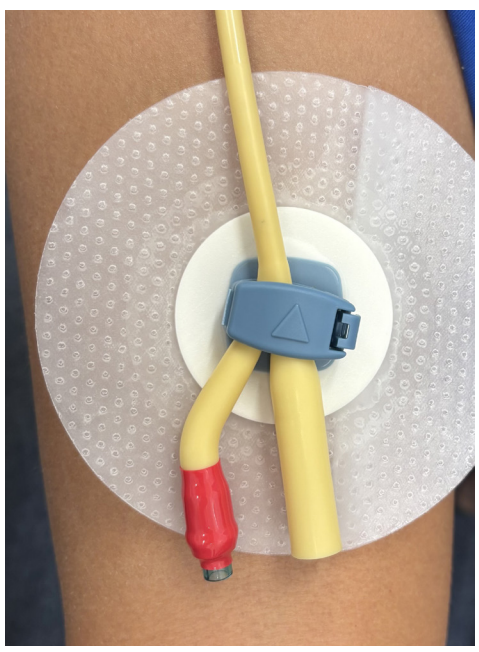

4. Remove backing from the Ugo Fix Gentle and place on to the skin in desired position tension-free. Ensure the edges are smoothed down and fully adhered to the skin.

5. Use a permanent marker to mark date of application on the Ugo Fix Gentle pad.

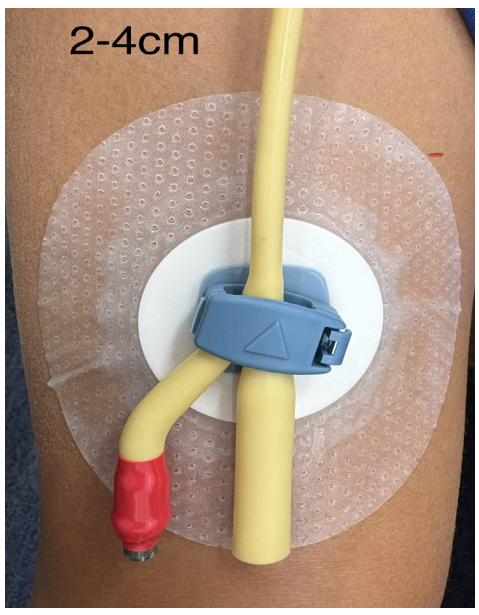

6. Ugo Fix Gentle is to be repositioned by slowly peeling back the edges of the Ugo Fix Gentle, ensuring the backing does not stick together and apply to the opposite leg. Gentle smooth around the edges once applied.

   This device can be used up to 7 days and must be repositioned every 8 hours/3 x daily.

NOTE:

- Please ensure the catheter is always secured into the Ugo Fix Gently device clip before applying adhesive pad onto the skin.
- Ensure repositioning is documented in the patients repositioning care plan.
- Ugo Fix Gentle can be used when showering, ensure the device is fully adhered to the skin before showering. After showering please pat dry.

Top Tips
Skin checks and repositioning of Catheter should be done 3 x daily.

Reference:
Jaul (2010) Ostomy Wound management. Black et al. (2010) International J of wound care.
Developed by the Skin Integrity Team October 2026.